



LM-79-08 Test Report

for

TechBrite

Address: 1000 Kieley Place Cincinnati, OH 45217

VAPORTITE HB - VA SERIES

Model: VHA44SS1BC30P0000

Laboratory: Leading Testing Laboratories Texas Branch

NVLAP CODE: 201071-0

20823 Park Row Dr., Houston TX 77449, U.S.A

Tel: +1 (281) 600-8227

www.ltlqa.com

Report No.: UT18080002-13a

Reviewed / Approved by:

A handwritten signature in blue ink, appearing to read 'Chaoguang Su', is written over a horizontal line.

Manager: Chaoguang Su

Date: Sep. 04, 2018

Note: This report does not imply product certification, approval, or endorsement by NVLAP, NIST, or any agency of the Federal Government.

TEST SUMMARY

Sample Tested: VHA44SS1BC30P0000

Luminous Efficacy (Lumens /Watt)	Total Luminous Flux (Lumens)	Power (Watts)	Power Factor
128.8	10473	81.30	0.9982
CCT (K)	CRI	Stabilization Time (Light & Power)	
3141	83.4	60 mins	

Table 1. Executive Data Summary

Test specifications:

Date of Receipt	: Aug. 10, 2018
Date of Test	: Aug. 15, 2018
Test item	: Total Luminous Flux, Luminous Intensity Distribution, Luminous Efficacy, Correlated Color Temperature, Color Rendering Index, Chromaticity Coordinate, Electrical parameters
Reference Standard	: IESNA LM-79-2008 Approved Method for the Electrical and Photometric Measurements of Solid-State Lighting Products

TABLE OF CONTENT

COVER PAGE	1
TEST SUMMARY	2
SAMPLE PHOTO	4
TEST RESULTS	5
SPECTRAL POWER DISTRIBUTION	6
CHROMATICITY DIAGRAM	7
NORMINAL CCT QUADRANGLES.....	8
LUMINOUS INTENSITY DISTRIBUTION PLOTS.....	9
LUMINOUS INTENSITY DATA	10
EQUIPMENT LIST	12
TEST METHODS.....	12
Seasoning of SSL Product.....	12
Sphere-Spectroradiometer Method- Photometric and Electrical Measurements.....	12
Goniophotometer Method- Photometric and Electrical Measurements	13
Color Characteristics Measurements	13
Color Spatial Uniformity	13

SAMPLE PHOTO




Figure 1. Overview of the sample

Equipment Under Test (EUT)

Name	: VAPORTITE HB - VA SERIES
Model	: VHA44SS1BC30P0000
Electrical Ratings	: 120-277V AC, 50/60 Hz
Product Description	: 120-277V AC, 50/60 Hz, 3000K Manufacture of LED light source: Samsung Model of LED light source: LM281B (on board M10CC8xxD56N2V) Quantity of LED light source board: 4 pcs Manufacture of LED Driver: Universal Lighting Technologies Model of LED Driver: D21CC80UNVPW-C
Manufacturer	: TechBrite
Address	: 1000 Kieley Place Cincinnati, OH 45217

TEST RESULTS

Test ambient temperature was 25.9 °C.

Base orientation was light down. Test was conducted without a dimmer in the circuit.

The stabilization time of the sample was 60 minutes, and the total operating time including stabilization was 60 minutes.

Parameter	Result		Special Color Rendering Index	
Test Voltage (V)	120.0	277.0	R1	82.3
Voltage frequency (Hz)	60.0	60.0	R2	92.2
Test Current (A)	0.6788	0.2946	R3	95.8
Power Factor	0.9982	0.9783	R4	80.8
Test Power (W)	81.30	79.85	R5	82.5
Luminous Efficacy (lm/W)	128.8	131.1	R6	90.3
THD A%	5.422	9.947	R7	82.8
Total Luminous Flux (lm)	10473	10472	R8	60.9
Color Rendering Index (CRI)	83.4		R9	11.5
R9	11.5		R10	81.5
Correlated Color Temperature (CCT) (K)	3141		R11	73.4
Chromaticity (x, y)	(0.4262, 0.3973)		R12	69.6
Chromaticity (u, v)	(0.2465, 0.3447)		R13	84.5
Chromaticity (u', v')	(0.2465, 0.51705)		R14	98.5
Duv	-0.0012			
Average Beam Angle (°)	108.6			
Center Beam Candlepower (cd)	3528.5			
Spacing Criteria	1.38 (0°-180°) / 1.24 (90°-270°)			
Zonal Lumens in the 0°-60° Zone	77.4%			
Zonal Lumens in the 60°-90° Zone	20.3%			
Zonal Lumens in the 90°-120° Zone	2.0%			
Zonal Lumens in the 120°-180° Zone	0.3%			

Table 2. Test data per Goniophotometer method

Note: According to CIE 1976 (u', v') diagram, $u' = u = 4x / (-2x+12y+3)$, $v' = 3v/2 = 9y / (-2x+12y+3)$.

SPECTRAL POWER DISTRIBUTION

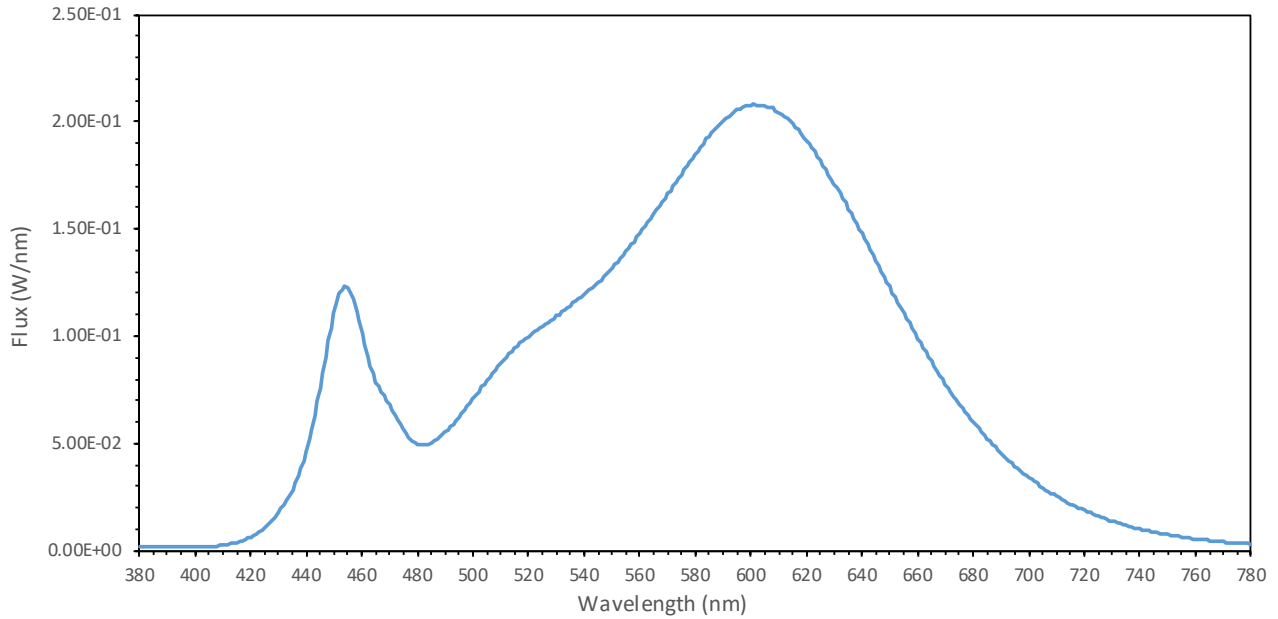
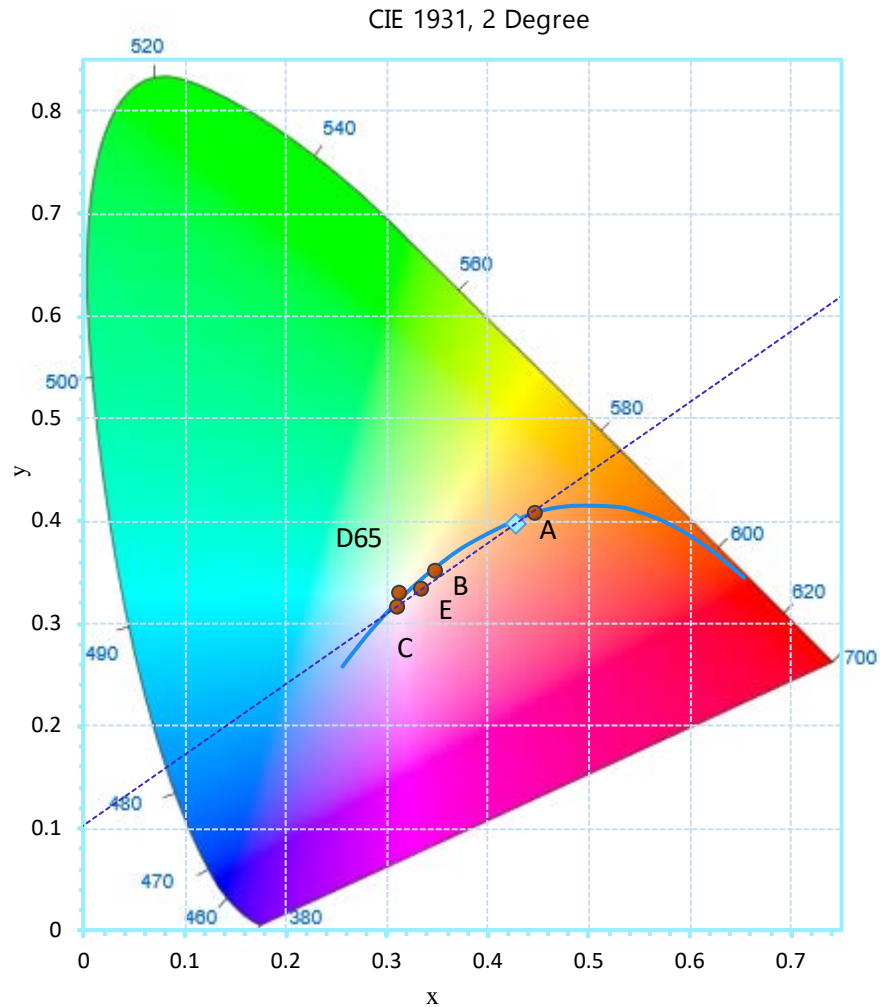


Chart 1. Spectral Power Distribution

Spectral power distribution in visible wavelength							
WL(nm)	Flux (Watts/nm)	WL(nm)	Flux (Watts/nm)	WL(nm)	Flux (Watts/nm)	WL(nm)	Flux (Watts/nm)
380	1.39E-03	485	5.04E-02	590	2.01E-01	695	3.92E-02
385	1.39E-03	490	5.51E-02	595	2.06E-01	700	3.41E-02
390	1.37E-03	495	6.19E-02	600	2.08E-01	705	2.94E-02
395	1.41E-03	500	7.09E-02	605	2.08E-01	710	2.53E-02
400	1.48E-03	505	7.95E-02	610	2.05E-01	715	2.17E-02
405	1.79E-03	510	8.75E-02	615	1.99E-01	720	1.86E-02
410	2.46E-03	515	9.41E-02	620	1.91E-01	725	1.60E-02
415	3.86E-03	520	9.99E-02	625	1.82E-01	730	1.37E-02
420	6.34E-03	525	1.05E-01	630	1.71E-01	735	1.17E-02
425	1.05E-02	530	1.09E-01	635	1.59E-01	740	1.00E-02
430	1.76E-02	535	1.14E-01	640	1.48E-01	745	8.59E-03
435	2.85E-02	540	1.19E-01	645	1.35E-01	750	7.33E-03
440	4.64E-02	545	1.25E-01	650	1.23E-01	755	6.33E-03
445	7.57E-02	550	1.32E-01	655	1.11E-01	760	5.44E-03
450	1.10E-01	555	1.39E-01	660	9.91E-02	765	4.64E-03
455	1.23E-01	560	1.48E-01	665	8.82E-02	770	3.99E-03
460	1.02E-01	565	1.57E-01	670	7.74E-02	775	3.43E-03
465	7.86E-02	570	1.66E-01	675	6.85E-02	780	2.97E-03
470	6.81E-02	575	1.75E-01	680	5.99E-02		
475	5.68E-02	580	1.85E-01	685	5.23E-02		
480	4.97E-02	585	1.93E-01	690	4.55E-02		

Table 3. Total Spectral Flux

CHROMATICITY DIAGRAM



Tristimulus values (x, y): (0.4262, 0.3973)

Chart 2. Chromaticity Diagram

Note: The location on the diagram of the tri-stimulus coordinates is indicated by the blue diamond.

NORMINAL CCT QUADRANGLES

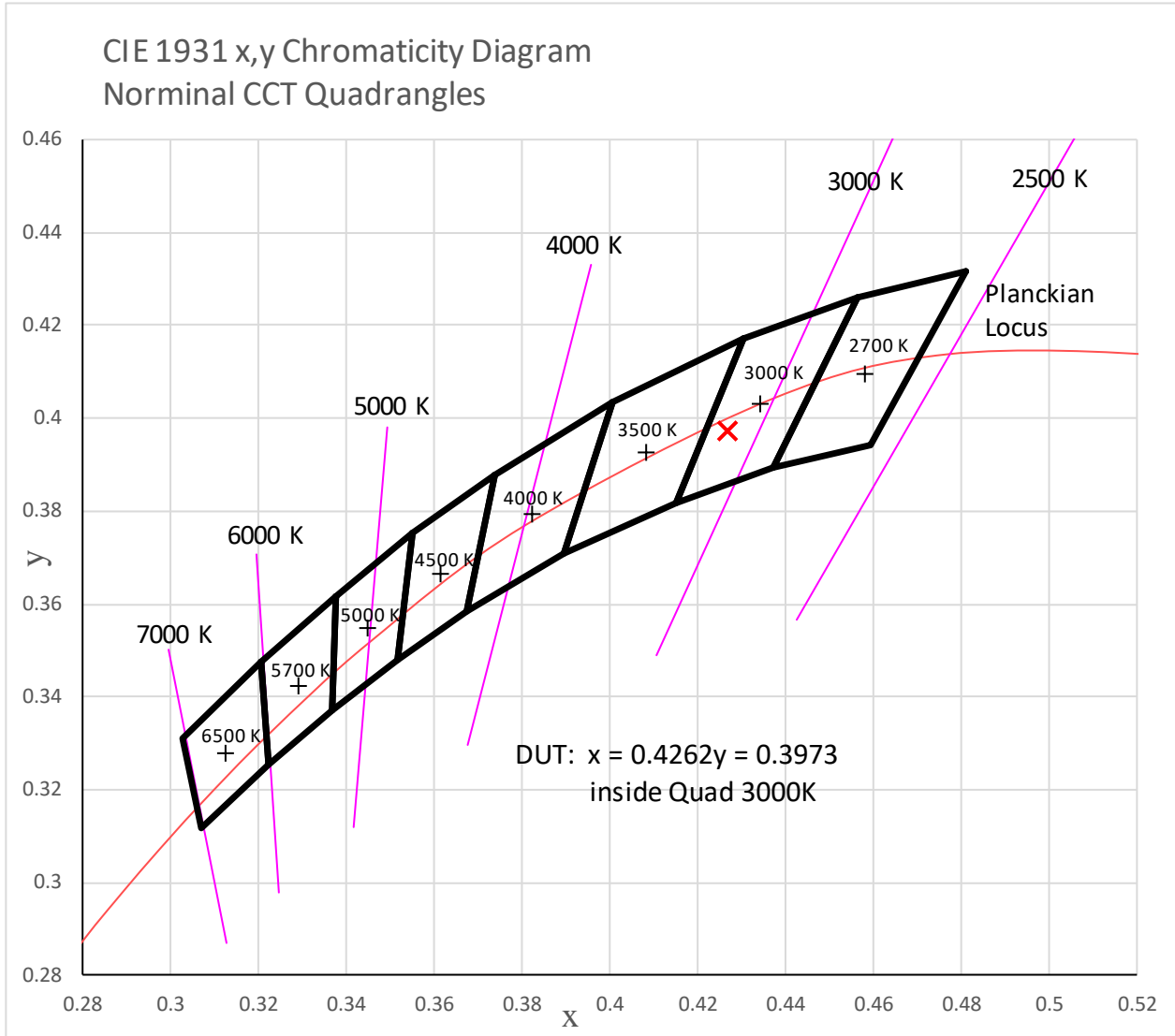


Chart 3. Plot of lamp x, y coordinates on CIE 1931 Chromaticity Diagram

LUMINOUS INTENSITY DISTRIBUTION PLOTS

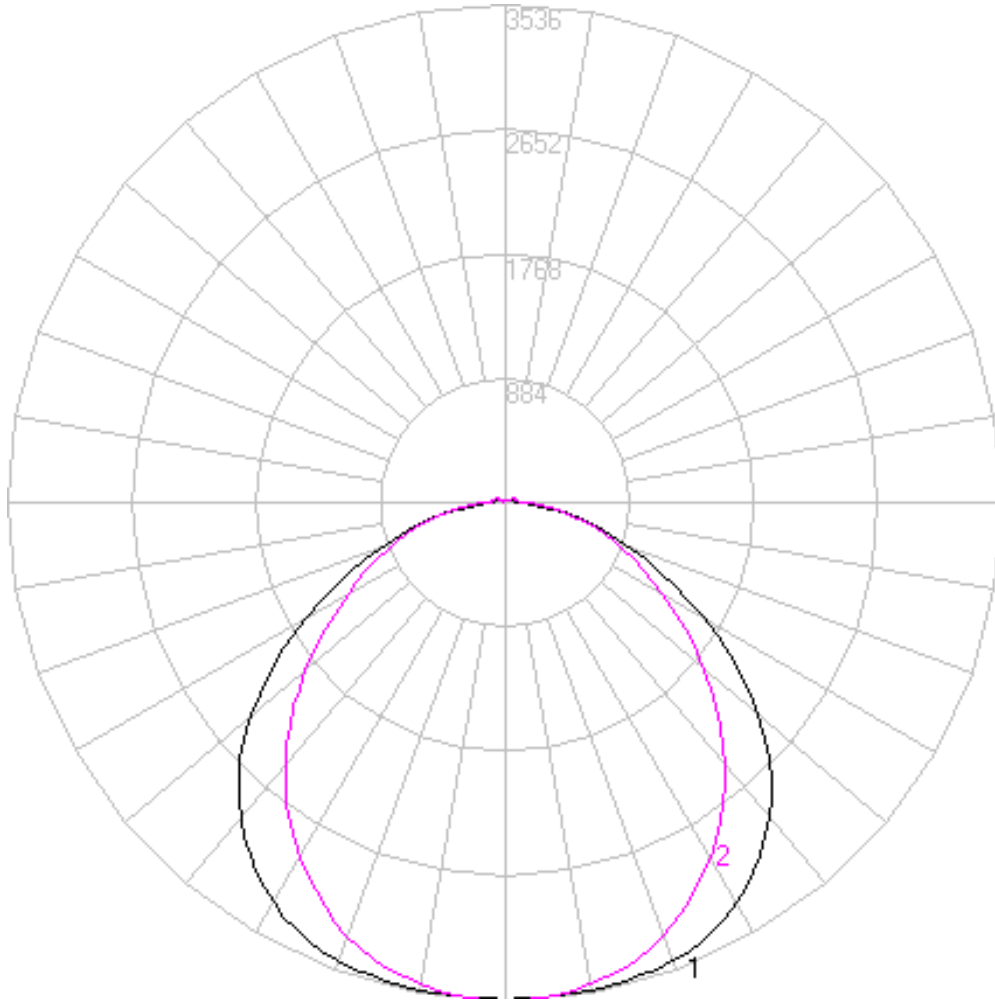


Chart 4. Polar Candela Distribution

— 0°-180°
— 90°-270°



Quality Assured

LUMINOUS INTENSITY DATA

GM/C (degree)	0	10	20	30	40	50	60	70	80	90	100	110	120	130	140	150	160	170	
0	3528.50	3528.50	3528.50	3528.50	3528.50	3528.50	3528.50	3528.50	3528.50	3528.50	3528.50	3528.50	3528.50	3528.50	3528.50	3528.50	3528.50	3528.50	3528.50
6	3525.80	3525.30	3525.00	3523.20	3522.00	3519.00	3520.30	3516.30	3516.10	3514.30	3516.10	3516.30	3520.30	3519.00	3522.00	3523.20	3525.00	3525.30	3525.80
12	3512.60	3509.60	3505.40	3494.70	3484.70	3470.80	3459.70	3452.20	3451.60	3445.80	3451.60	3452.20	3459.70	3470.80	3484.70	3494.70	3505.40	3509.60	3512.60
18	3485.30	3478.80	3467.60	3443.80	3419.10	3382.90	3352.30	3335.50	3334.90	3333.10	3334.90	3335.50	3352.30	3382.90	3419.10	3443.80	3467.60	3478.80	3485.30
24	3422.20	3424.30	3402.60	3361.70	3317.40	3256.90	3202.90	3169.00	3155.00	3145.70	3155.00	3169.00	3202.90	3256.90	3317.40	3361.70	3402.60	3424.30	3422.20
30	3287.40	3311.90	3292.90	3236.00	3169.40	3081.10	2998.90	2951.00	2924.20	2916.90	2924.20	2951.00	2998.90	3081.10	3169.40	3236.00	3292.90	3311.90	3287.40
36	3089.50	3128.10	3106.60	3042.20	2957.00	2842.30	2737.60	2679.60	2652.60	2640.60	2652.60	2679.60	2737.60	2842.30	2957.00	3042.20	3106.60	3128.10	3089.50
42	2826.70	2865.30	2837.80	2766.20	2669.20	2546.80	2429.70	2377.10	2329.10	2321.20	2329.10	2377.10	2429.70	2546.80	2669.20	2766.20	2837.80	2865.30	2826.70
48	2493.70	2493.40	2463.50	2406.70	2318.30	2193.50	2082.30	2005.60	1978.20	1973.00	1978.20	2005.60	2082.30	2193.50	2318.30	2406.70	2463.50	2493.40	2493.70
54	2077.70	2055.10	2041.20	1991.50	1915.90	1809.90	1710.80	1651.60	1625.90	1617.70	1625.90	1651.60	1710.80	1809.90	1915.90	1991.50	2041.20	2055.10	2077.70
60	1630.80	1611.30	1602.00	1571.10	1517.90	1427.80	1354.10	1309.70	1292.50	1287.30	1292.50	1309.70	1354.10	1427.80	1517.90	1571.10	1602.00	1611.30	1630.80
66	1210.00	1198.20	1193.00	1179.10	1140.30	1076.50	1029.20	1008.20	997.30	999.20	997.30	1008.20	1029.20	1076.50	1140.30	1179.10	1193.00	1198.20	1210.00
72	838.90	835.40	831.40	825.40	804.10	771.90	757.70	751.70	754.30	756.40	754.30	751.70	757.70	771.90	804.10	825.40	831.40	835.40	838.90
78	510.20	514.00	514.40	521.30	522.90	515.90	512.50	515.90	519.20	522.50	519.20	515.90	512.50	515.90	522.90	521.30	514.40	514.00	510.20
84	250.30	256.40	261.90	273.20	284.10	290.50	292.00	297.90	298.50	301.00	298.50	297.90	292.00	290.50	284.10	273.20	261.90	256.40	250.30
90	88.70	93.50	99.20	108.70	122.70	131.40	135.90	141.70	146.00	147.80	146.00	141.70	135.90	131.40	122.70	108.70	99.20	93.50	88.70
96	75.00	75.20	74.00	75.20	79.10	83.50	87.80	91.40	93.00	94.00	93.00	91.40	87.80	83.50	79.10	75.20	74.00	75.20	75.00
102	65.00	64.90	63.90	64.20	67.20	72.70	78.60	83.00	86.00	87.00	86.00	83.00	78.60	72.70	67.20	64.20	63.90	64.90	65.00
108	52.00	51.40	51.70	52.10	54.20	59.60	67.50	73.70	77.80	78.90	77.80	73.70	67.50	59.60	54.20	52.10	51.70	51.40	52.00
114	39.30	37.80	36.00	36.00	38.20	44.70	53.00	59.30	63.60	64.90	63.60	59.30	53.00	44.70	38.20	36.00	36.00	37.80	39.30
120	27.80	21.90	19.30	19.20	23.20	30.60	38.20	43.50	47.70	48.60	47.70	43.50	38.20	30.60	23.20	19.20	19.30	21.90	27.80
126	8.70	10.50	7.00	7.70	12.50	18.70	24.90	29.50	32.50	33.10	32.50	29.50	24.90	18.70	12.50	7.70	7.00	10.50	8.70
132	3.60	7.50	4.80	2.40	5.50	9.80	14.30	17.70	19.70	20.50	19.70	17.70	14.30	9.80	5.50	2.40	4.80	7.50	3.60
138	4.00	5.80	4.40	2.00	1.20	3.20	6.20	8.60	10.10	10.40	10.10	8.60	6.20	3.20	1.20	2.00	4.40	5.80	4.00
144	3.60	5.50	4.10	1.70	0.50	0.40	0.90	1.80	2.50	2.90	2.50	1.80	0.90	0.40	0.50	1.70	4.10	5.50	3.60
150	3.30	5.50	3.90	1.60	0.50	0.20	0.20	0.10	0.20	0.20	0.20	0.10	0.20	0.20	0.50	1.60	3.90	5.50	3.30
156	3.10	5.30	3.90	1.50	0.40	0.20	0.10	0.10	0.10	0.10	0.10	0.10	0.10	0.20	0.40	1.50	3.90	5.30	3.10
162	3.40	5.40	3.80	1.50	0.40	0.20	0.20	0.10	0.10	0.10	0.10	0.10	0.20	0.20	0.40	1.50	3.80	5.40	3.40
168	3.50	5.40	4.10	1.90	0.70	0.30	0.20	0.20	0.10	0.10	0.10	0.20	0.20	0.30	0.70	1.90	4.10	5.40	3.50
174	3.30	5.00	3.80	1.60	0.60	0.30	0.20	0.20	0.20	0.20	0.20	0.20	0.20	0.30	0.60	1.60	3.80	5.00	3.30
180	1.64	1.64	1.64	1.64	1.64	1.64	1.64	1.64	1.64	1.64	1.64	1.64	1.64	1.64	1.64	1.64	1.64	1.64	1.64

Table 4. Luminous Intensity Data



Quality Assured

GM\C (degree)	180	190	200	210	220	230	240	250	260	270	280	290	300	310	320	330	340	350
0	3528.50	3528.50	3528.50	3528.50	3528.50	3528.50	3528.50	3528.50	3528.50	3528.50	3528.50	3528.50	3528.50	3528.50	3528.50	3528.50	3528.50	3528.50
6	3525.80	3525.30	3525.00	3523.20	3522.00	3519.00	3520.30	3516.30	3516.10	3514.30	3516.10	3516.30	3520.30	3519.00	3522.00	3523.20	3525.00	3525.30
12	3512.60	3509.60	3505.40	3494.70	3484.70	3470.80	3459.70	3452.20	3451.60	3445.80	3451.60	3452.20	3459.70	3470.80	3484.70	3494.70	3505.40	3509.60
18	3485.30	3478.80	3467.60	3443.80	3419.10	3382.90	3352.30	3335.50	3334.90	3333.10	3334.90	3335.50	3352.30	3382.90	3419.10	3443.80	3467.60	3478.80
24	3422.20	3424.30	3402.60	3361.70	3317.40	3256.90	3202.90	3169.00	3155.00	3145.70	3155.00	3169.00	3202.90	3256.90	3317.40	3361.70	3402.60	3424.30
30	3287.40	3311.90	3292.90	3236.00	3169.40	3081.10	2998.90	2951.00	2924.20	2916.90	2924.20	2951.00	2998.90	3081.10	3169.40	3236.00	3292.90	3311.90
36	3089.50	3128.10	3106.60	3042.20	2957.00	2842.30	2737.60	2679.60	2652.60	2640.60	2652.60	2679.60	2737.60	2842.30	2957.00	3042.20	3106.60	3128.10
42	2826.70	2865.30	2837.80	2766.20	2669.20	2546.80	2429.70	2377.10	2329.10	2321.20	2329.10	2377.10	2429.70	2546.80	2669.20	2766.20	2837.80	2865.30
48	2493.70	2493.40	2463.50	2406.70	2318.30	2193.50	2082.30	2005.60	1978.20	1973.00	1978.20	2005.60	2082.30	2193.50	2318.30	2406.70	2463.50	2493.40
54	2077.70	2055.10	2041.20	1991.50	1915.90	1809.90	1710.80	1651.60	1625.90	1617.70	1625.90	1651.60	1710.80	1809.90	1915.90	1991.50	2041.20	2055.10
60	1630.80	1611.30	1602.00	1571.10	1517.90	1427.80	1354.10	1309.70	1292.50	1287.30	1292.50	1309.70	1354.10	1427.80	1517.90	1571.10	1602.00	1611.30
66	1210.00	1198.20	1193.00	1179.10	1140.30	1076.50	1029.20	1008.20	997.30	999.20	997.30	1008.20	1029.20	1076.50	1140.30	1179.10	1193.00	1198.20
72	838.90	835.40	831.40	825.40	804.10	771.90	757.70	751.70	754.30	756.40	754.30	751.70	757.70	771.90	804.10	825.40	831.40	835.40
78	510.20	514.00	514.40	521.30	522.90	515.90	512.50	515.90	519.20	522.50	519.20	515.90	512.50	515.90	522.90	521.30	514.40	514.00
84	250.30	256.40	261.90	273.20	284.10	290.50	292.00	297.90	298.50	301.00	298.50	297.90	292.00	290.50	284.10	273.20	261.90	256.40
90	88.70	93.50	99.20	108.70	122.70	131.40	135.90	141.70	146.00	147.80	146.00	141.70	135.90	131.40	122.70	108.70	99.20	93.50
96	75.00	75.20	74.00	75.20	79.10	83.50	87.80	91.40	93.00	94.00	93.00	91.40	87.80	83.50	79.10	75.20	74.00	75.20
102	65.00	64.90	63.90	64.20	67.20	72.70	78.60	83.00	86.00	87.00	86.00	83.00	78.60	72.70	67.20	64.20	63.90	64.90
108	52.00	51.40	51.70	52.10	54.20	59.60	67.50	73.70	77.80	78.90	77.80	73.70	67.50	59.60	54.20	52.10	51.70	51.40
114	39.30	37.80	36.00	36.00	38.20	44.70	53.00	59.30	63.60	64.90	63.60	59.30	53.00	44.70	38.20	36.00	36.00	37.80
120	27.80	21.90	19.30	19.20	23.20	30.60	38.20	43.50	47.70	48.60	47.70	43.50	38.20	30.60	23.20	19.20	19.30	21.90
126	8.70	10.50	7.00	7.70	12.50	18.70	24.90	29.50	32.50	33.10	32.50	29.50	24.90	18.70	12.50	7.70	7.00	10.50
132	3.60	7.50	4.80	2.40	5.50	9.80	14.30	17.70	19.70	20.50	19.70	17.70	14.30	9.80	5.50	2.40	4.80	7.50
138	4.00	5.80	4.40	2.00	1.20	3.20	6.20	8.60	10.10	10.40	10.10	8.60	6.20	3.20	1.20	2.00	4.40	5.80
144	3.60	5.50	4.10	1.70	0.50	0.40	0.90	1.80	2.50	2.90	2.50	1.80	0.90	0.40	0.50	1.70	4.10	5.50
150	3.30	5.50	3.90	1.60	0.50	0.20	0.20	0.10	0.20	0.20	0.20	0.10	0.20	0.20	0.50	1.60	3.90	5.50
156	3.10	5.30	3.90	1.50	0.40	0.20	0.10	0.10	0.10	0.10	0.10	0.10	0.10	0.20	0.40	1.50	3.90	5.30
162	3.40	5.40	3.80	1.50	0.40	0.20	0.20	0.10	0.10	0.10	0.10	0.10	0.20	0.20	0.40	1.50	3.80	5.40
168	3.50	5.40	4.10	1.90	0.70	0.30	0.20	0.20	0.10	0.10	0.10	0.20	0.20	0.30	0.70	1.90	4.10	5.40
174	3.30	5.00	3.80	1.60	0.60	0.30	0.20	0.20	0.20	0.20	0.20	0.20	0.20	0.30	0.60	1.60	3.80	5.00
180	1.64	1.64	1.64	1.64	1.64	1.64	1.64	1.64	1.64	1.64	1.64	1.64	1.64	1.64	1.64	1.64	1.64	1.64

Table 5. Luminous Intensity Data (Continue)

EQUIPMENT LIST

Test Equipment	Model	Equipment No.	Calibration Date	Calibration Due date
Sphere Spectroradiometer	ZWL-9200GT	UT-TE-002-01	7/02/2018	9/01/2018
Goniophotometer system	6240T	UT-TE-001-01	7/03/2018	7/03/2019
Digital Power Meter	WT310	UT-TE-001-13	6/13/2018	6/13/2019
AC Power Supply	IT7300	UT-TE-001-14	N/A	N/A
AC Power Supply	IT7321	UT-TE-002-08	N/A	N/A
Temperature Meter	TES-1310	UT-TE-003-02	6/13/2018	6/13/2019
Temperature and humidity recorder	Traceable 4800	UT-TE-003-05	2/24/2017	2/24/2019
Standard source	Labsphere SCL-1400	UT-TE-006-01	6/16/2014	TBD

Table 6. Test Equipment List

TEST METHODS

Seasoning of SSL Product

For the purpose of rating new SSL products, SSL products shall be tested with no seasoning. Therefore, no seasoning was performed.

Sphere-Spectroradiometer Method- Photometric and Electrical Measurements

A ZVISION model ZWL-9200GT Spectroradiometer (with two meter sphere) was used to measure correlated color temperature, chromaticity coordinates, and the color rendering index for each SSL unit. The coating reflectance of each sphere is 98%. The measure geometry is 4π . Self-absorption correction is conducted in testing. Bandwidth of spectroradiometer is 380nm-780nm.

Ambient temperature was measured at a position inside the sphere. Each SSL unit was operated on the client provided driver at the rated input voltage in its designated orientation.

The stabilization time typically ranges from 30 min (small integrated LED Luminaires) to 2 or more hours for large SSL luminaires). It can be judged that stability is reached when the variation (maximum – minimum) of at least 3 readings of the light output and electrical power over a period of 30 min, taken 15 minutes apart, is less than 0.5 %.

Electrical measurements including voltage, current, and power were measured using the Yokogawa WT-310 power meter.

The standard reference of the integrated sphere system is halogen incandescent lamp, the intensity distribution type is omni-directional, and is traceable to the National Institute of Standards and Technology.

The uncertainty of integrating sphere system reported in this document is expanded uncertainty is 1.62% with a coverage factor $k=2$.

Goniophotometer Method- Photometric and Electrical Measurements

A ZVISION model ZWL-M9000 goniophotometer and gonio-colorimeter was used to measure the intensity distribution for a sample. Photometric distance is set to be 55 feet. Wavelength range for colorimetric measurement is 380nm-780nm. Ambient temperature was measured at the same height as the sample. The SSL fixture sample was operated on the client provided driver (built in or standalone) at the rated input voltage in its designated orientation. The stabilization time typically ranges from 30 min (small integrated LED bulbs) to 2 or more hours (large SSL luminaires). SSL output is considered as being stable when 3 readings, 15 minutes apart, over 30 minutes period deviate from each other less than 0.5%, recommended in IESNA LM-79-08.

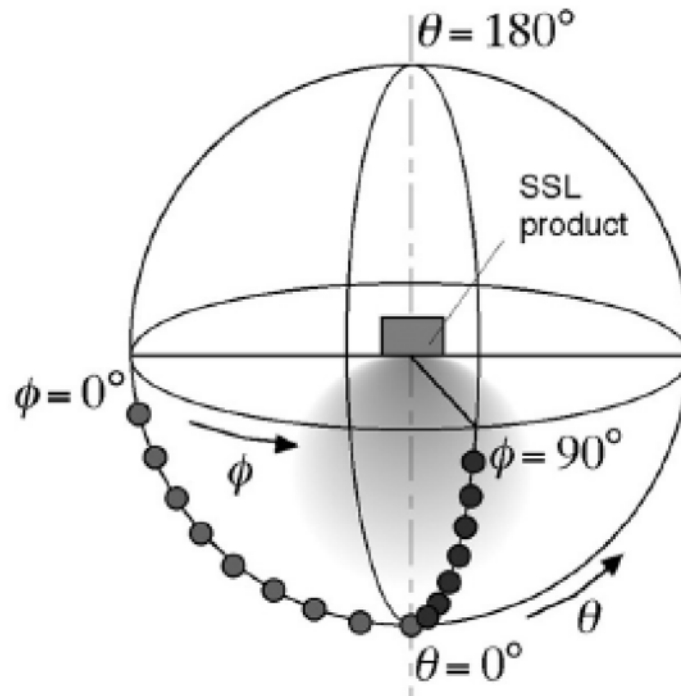
Electrical measurements including voltage, current, and power were measured using Yokogawa WT-310 power meter. The Goniophotometer system is calibrated for intensity and colorimetric measurement using total spectral flux reference standard lamp that is traceable to NIST. The estimated luminous intensity measurement uncertainty is 2.85% ($k=2$).

Color Characteristics Measurements

The color characteristics of SSL products include chromaticity coordinates, correlated color temperature, and color rendering index. These characteristics of SSL products may be spatially non-uniform, and thus, in order that they can be specified accurately, the color quantities shall be measured as values that are spatially average. The color characteristics measurements are using sphere-spectroradiometer.

Color Spatial Uniformity

The chromaticity characteristics of SSL products may be spatially non-uniform. The chromaticity coordinates shall be measured at two vertical planes ($C=0^{\circ}/180^{\circ}$ and $C=90^{\circ}/270^{\circ}$) and in 10° or less intervals for vertical angle until the light output dropped to below 10% of the peak intensity. The average weighted chromaticity coordinate was calculated from these points. The data was then analyzed to check for delta color differences of the (u' , v') chromaticity coordinates. The spatial non-uniformity of chromaticity, $\Delta u'v'$, is determined as the maximum deviation (distance on CIE u' , v' diagram) among all measured points from the spatial averaged chromaticity coordinates. The geometry for the chromaticity measurement using gonio-spectroradiometer is shown as following.



*** End of Report ***

This report is considered invalidated without the Special Seal for Inspection of the LTL. This report shall not be altered, increased or deleted. The results shown in this test report refer only to the sample(s) tested. Without written approval of LTL, this test report shall not be copied except in full and published as advertisement.